



Summary Feedback

ST1 – ST4 Teaching Programme 2025

FRCR 2B Practice Viva (Session 100)

THE POT POURRI OF FRCR VIVA CASES

Top Tips, Differentials, "A to ZEE" & More! (Part 17)

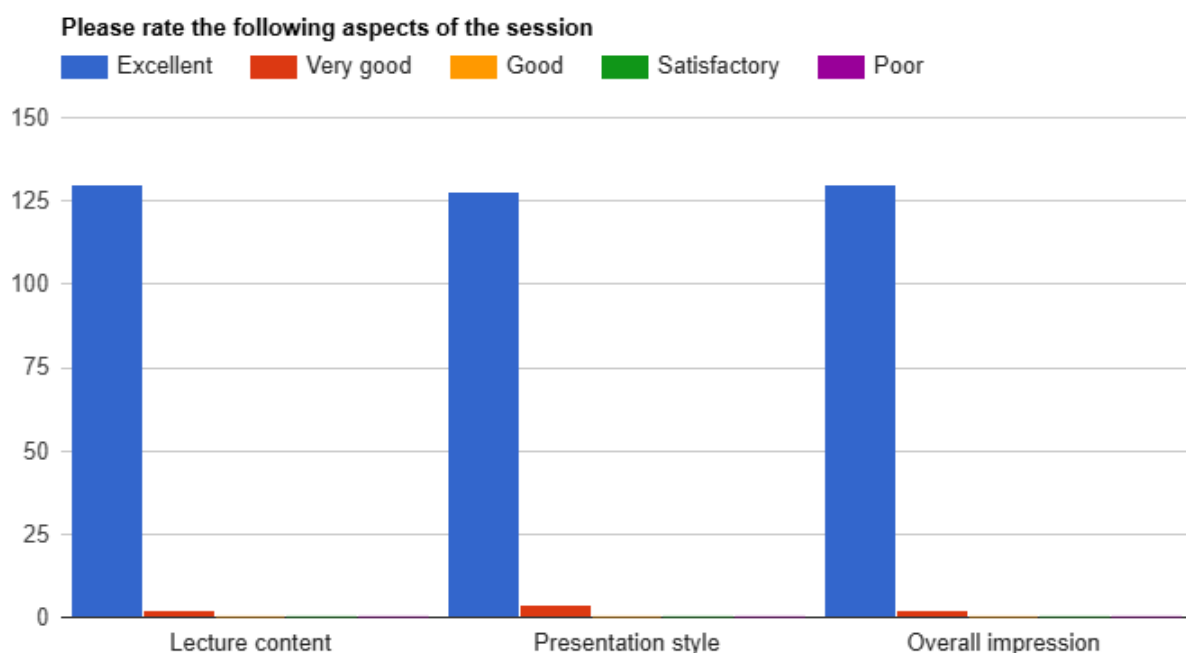
(1st May 2025)

Delivered By:

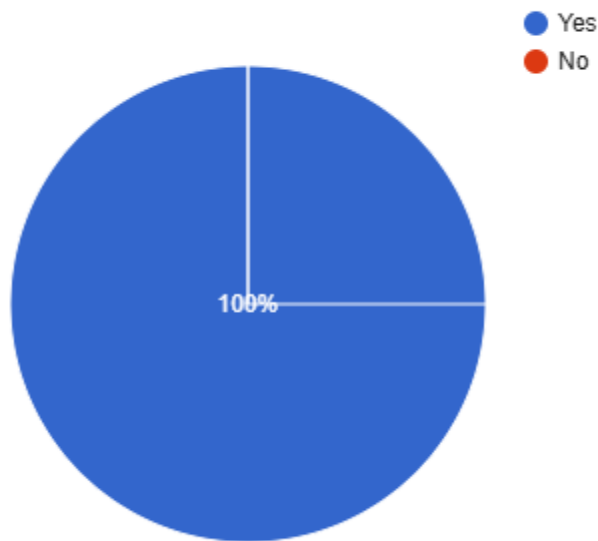
(Sami Khan)

Summary Points:

- ST1-ST4 teaching programme 2025 – FRCR 2B Practice Viva Session 100: 2.5 hours teaching time
- Total Attendees: 354 from 36 Countries (Algeria, Australia, Bahrain, Bangladesh, Canada, Dominica, Egypt, Ethiopia, Ghana, India, Indonesia, Iraq, Jordan, Kenya, Kuwait, Libya, Malaysia, Myanmar, Namibia, Nigeria, Norway, Oman, Pakistan, Qatar, Saudi Arabia, Singapore, South Africa, Sri Lanka, Sudan, Swaziland, Türkiye, UAE, UK, Yemen, Zambia, Zimbabwe).
- Total feedback received from 132 participants



Did you find it useful
132 responses



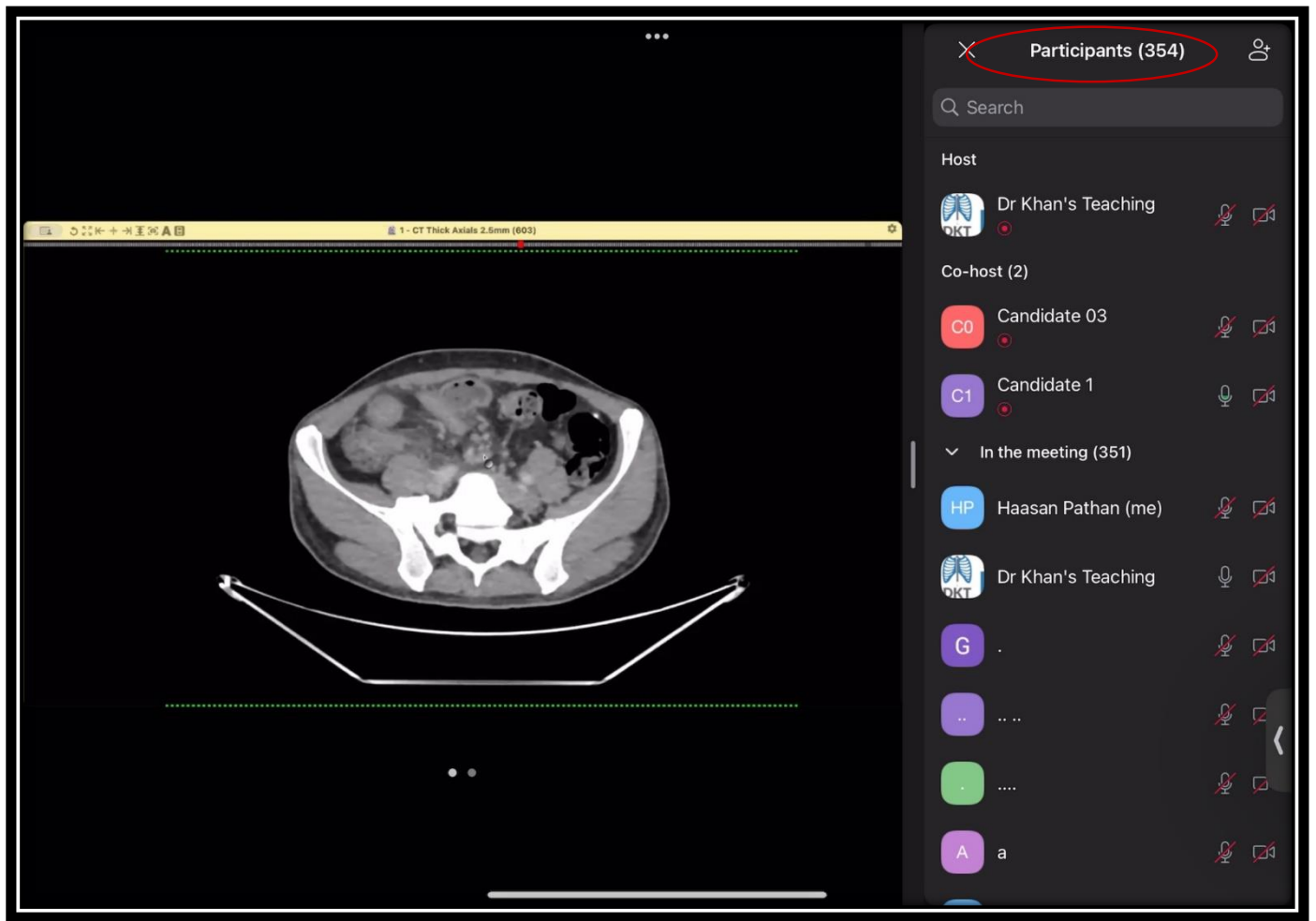
Testimonials

- Best learning opportunity for all radiology students and those who are preparing for their exams and even for those who have passed their exams. We always learn a lot from Dr. Sami Khan. Thank you very much (Pakistan).
- Excellent session. Really appreciate you and your dedication towards teaching & giving us honest feedback to help us improve our skills. Thank you sir (India).
- Special thanks to Dr. Khan for bringing heaps of knowledge to our very doorsteps. Highly obliged. Feeling blessed! (UAE).
- As usual, Dr. Khan is unique and very brilliant, much of thanks and appreciation (Sudan).
- The depth of teaching after every case with differentials being demonstrated as well was just excellent (Zimbabwe).
- Amazing case based discussion, exam mimicking with clear very useful feedback (Egypt).
- One of the best sessions. Very useful (Sri Lanka).
- The teaching and presentation were excellent (Ethiopia).
- Style of feedback was calm yet all encompassing. Excellent choice of cases (UK).
- All the presented cases were good and I learnt how we should approach a case systematically to reach a diagnosis (Pakistan).
- Secondary hyperparathyroidism, Gastric volvulus, chronic PE: these were the most useful aspects (South Africa).
- Constructive feedback. Excellent review of the cases with additional examples (Algeria).
- All the sessions are always useful (Sudan).
- Good cases with excellent explanation and teaching as always (Pakistan).
- Excellent way of presentation. Easy to follow the feedback and teaching (South Africa).

- Brilliant session as always (Pakistan).
- Absolutely fantastic (India).
- Very informative (Saudi Arabia).
- Excellent teaching session (Algeria).
- Very informative (UK).
- Enlightening (Sudan).
- Super excellent (Nigeria).
- Excellent session (India).
- Very impressive session (Nigeria).
- Useful session (Malaysia).
- It's great (Yemen).
- It is good enough (Pakistan).
- It was excellent (Oman).
- Excellent lecture (Sudan).
- It's more than perfect (Egypt).
- It's the best (Pakistan).
- It was perfect (UAE).
- Excellent variety of cases (UK).
- It's all useful (UAE).
- I liked the selection of cases (UK).
- Excellent variety of cases (UAE).
- Good explanation of the cases. Good teacher with great teaching skills (Pakistan).
- The variety of cases and Dr. Khan's teaching were excellent (Pakistan).
- It was perfect (UAE).
- Amazing discussion of the cases (Sri Lanka).
- Lecture content was very useful (UK).
- Information about different topics by Dr. Sami was the best as always (Pakistan).
- Dr. Khan's explanation and approach to cases was brilliant (Egypt).
- Practical teaching cases (UK).
- The explanation after the cases was the best part (Nigeria).
- All of it was useful (Oman).
- The variety of cases and the details were amazing (Pakistan).
- The images are great (UK).
- The discussion and the cases were great (Egypt).
- All the cases were useful (UK).
- The cases and discussion were very useful (UK).
- Excellent lecture (UK).
- Awesome as usual (UAE).
- Amazing session. Thank you (UK).
- Very well done (Pakistan).
- Very useful. More live sessions please! (Pakistan).
- Very informative (UAE).
- Impressed (Saudi Arabia).
- Appreciation! (Kuwait).

- Very grateful sir. Thank you so much (Egypt).
- Great cases and teaching (UK).
- Impressive and great (Iraq).
- Brilliant session (Pakistan).
- Different cases with discussion after each case (UK).
- Dr Khan's back up was excellent (Kuwait).
- Excellent cases (Oman).
- All of it was useful (Yemen).
- Good discussion (UK).
- Every case was very different and new (UAE).
- Very nice cases (UAE).
- Excellent lecture (Iraq).
- All of it was very useful & highly valuable indeed (Egypt).
- Good cases & teaching points (Maldives).
- Excellent cases and discussion (Sudan).
- Great cases (Libya).
- Good teaching and cases (UK).
- Cases and exam-related points were useful (Oman).
- Nice and interesting cases (Iraq).
- All aspects were valuable (Pakistan).
- Detailed feedback on each case followed by a little bit of teaching (Pakistan).
- Thank you very much sir for an excellent session (Pakistan).
- Mucinous carcinoma of the rectum was very interesting (Sri Lanka).
- Excellent session (Pakistan).
- Teaching points and exam approach of all the cases were very useful (Sudan).
- I liked the extensive cases (Nigeria).
- Brilliant session (Iraq).
- All of it was very informative and helpful (UAE).
- The variety of cases and the learning points were great (UK).
- All parts of the lecture were useful (Sudan).
- Useful session (Malaysia).

FRCR 2B Practice Viva (Session 100) - THE POT POURRI OF FRCR VIVA CASES - Top Tips, Differentials, "A to ZEE" & More! (Part 17)



=====XX=====XX=====